

**STAY SAFE MN**

# MDH COVID-19 Vaccine Update

Commission Jan Malcolm and Infectious Disease Director Kris Ehresmann  
Minnesota Department of Health

# The Two Vaccines

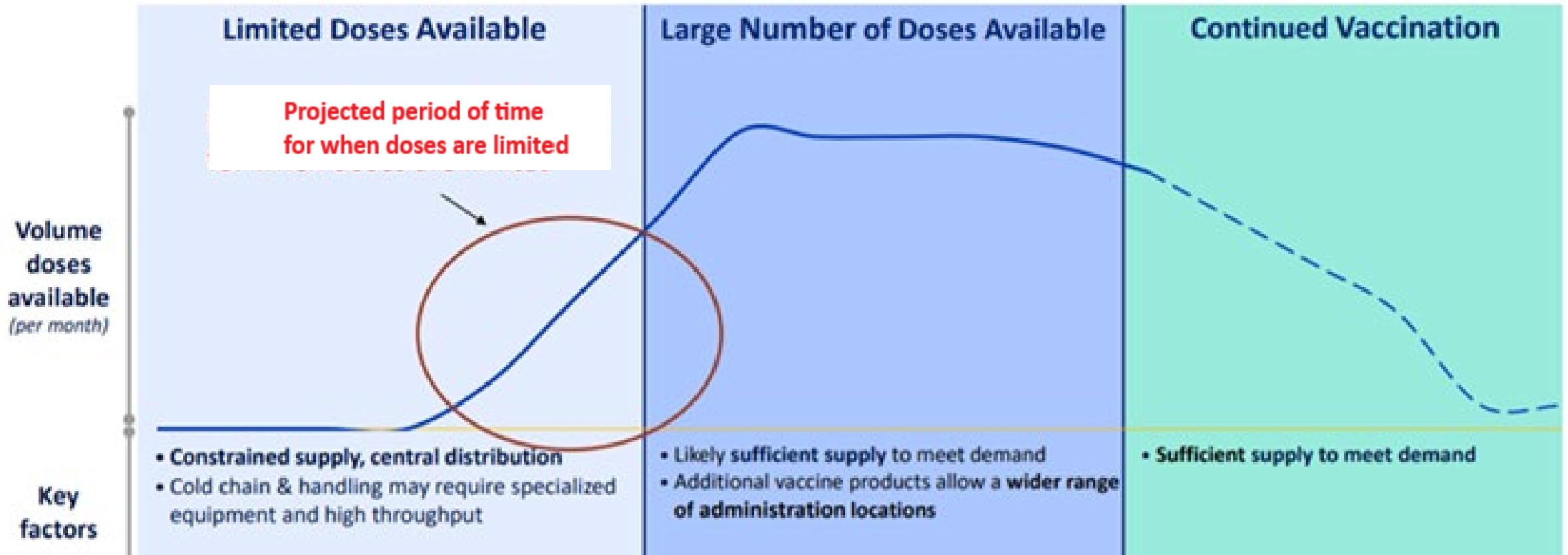
- Pfizer
  - Approved by FDA Dec. 11, 2020
  - Must be stored at -80°C
  - Must be shipped in 975 doses increments
  - 21 days between first and second doses
- Moderna
  - Approved by FDA Dec. 18, 2020
  - Can be shipped at more normal freezer temperatures
  - Minimum shipment 100 doses
  - 28 days between first and second doses



# State's Role in Vaccination

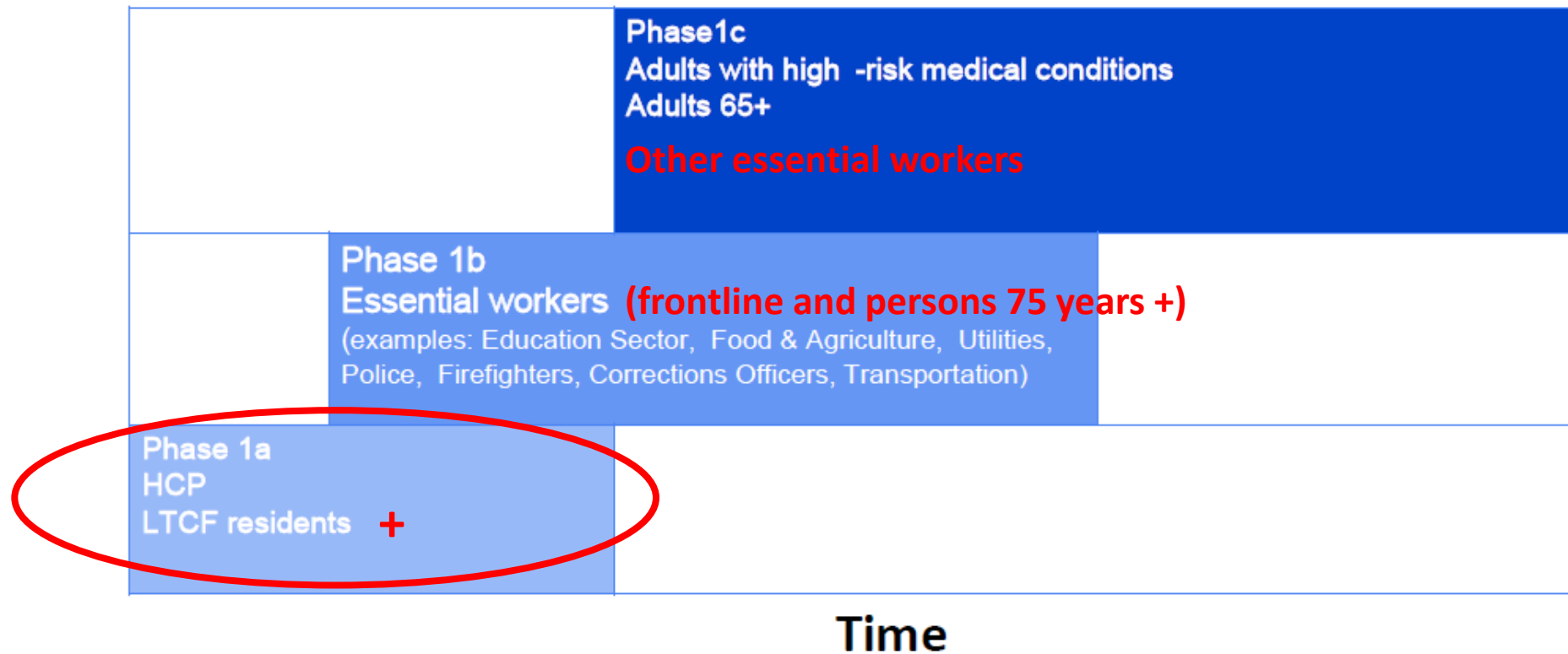
- Facilitation and oversight of timely administration of doses allocated to Minnesota
- Direct the federal government where in Minnesota to send vaccine
- Ensure safe administration by vaccine providers in Minnesota – mostly private health care providers and pharmacies at this stage

# Phased Approach to Vaccination



# Federal CDC Phase 1 Vaccination Sequence

## Proposed Interim Phase 1 Sequence



# Minnesota Vaccine Allocation Process

- MDH convenes Minnesota COVID-19 Vaccine Allocation Advisory Group
  - Made up of statewide representatives of leading care providers; bioethicists; state, local, and tribal public health representatives; health care associations; and providers representing diverse community groups
  - Group reviews federal recommendations and provide input on health impacts and relative risks to subgroups in Minnesota
  - Online feedback portal closed yesterday for Phase 1B public input, advisory group receives
- Governor Walz receives their recommendations and makes final decision
  - Decision announced for Phase 1A on Dec. 9, 2020
  - Advisory group considering recommendation for Phase 1B (met January 11, 2021)

# Phase 1a – Priority One, Sufficient Doses Provided

## Health care personnel (HCP)

**Hospitals:** All personnel working in dedicated COVID-19 units, ICU, emergency departments, designated COVID-19 urgent care clinics.

**LTCF (skilled nursing facilities and nursing homes):** All personnel working in these facilities.

### Emergency Medical Services Personnel

**COVID testers:** Personnel providing testing at large community testing centers.

**COVID community vaccinators:** Public health vaccinators and those administering COVID-19 vaccine in Phase 1a.

## Long-term care (LTC) residents

**Residents living in skilled nursing facilities and nursing homes (including veterans homes).**

# In Progress: Phase 1a – Priority Two

## Health care personnel (HCP)

**Hospitals:** All personnel providing direct patient services or handling infectious materials and not included in the first priority group.

**LTCF (assisted living facilities/housing with services with an arranged Home Care Provider):** All personnel working in these facilities.

**Urgent care settings:** All personnel providing direct patient services or handling infectious materials and not included in first priority group.

**Dialysis centers:** All personnel providing direct patient services or handling infectious materials.

## Long-term care (LTC) residents

**Residents living in Housing with services with an arranged Home Care Provider,** otherwise known as Assisted Living (including veterans homes).



# Phase 1a – Priority Three

## Health care personnel (HCP)

All remaining HCP not included in the first and second priority groups that are unable to telework.

## Long-term care (LTC) residents

Adult residents living in Intermediate Care Facilities for Individuals with Intellectual Disabilities and other adult residents living in residential care facilities licensed in MN

# Federal Pharmacy Partnership

- Had to reserve doses in advance before the program could begin, although federal program will not administer them all at once
- Pharmacies will visit each facility three times
- Pharmacies:
  - Order vaccines and associated supplies
  - Ensure cold chain management for vaccine
  - Provide on-site administration of vaccine
  - Report required vaccination data to the local, state, and federal jurisdictions (Do not provide break out by facility, staff/residents to state)

U.S. govt partners with pharmacy chains to increase COVID-19 vaccine access

CONTRIBUTOR  
Minalika Roy — Reuters

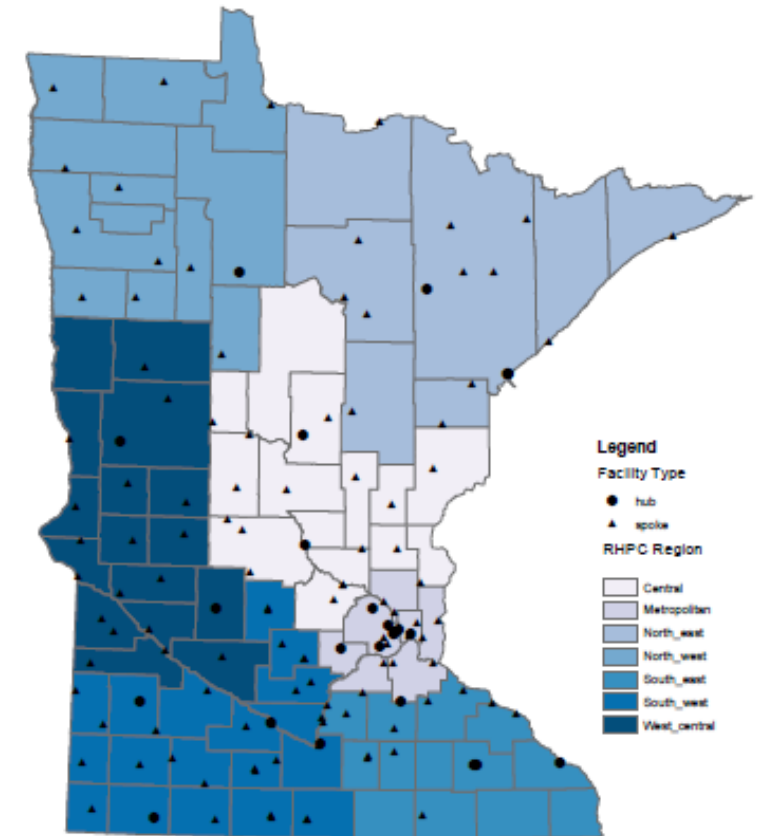
PUBLISHED  
NOV 12, 2020 2:33PM EST



# Hub and Spoke Distribution Model

- Vaccine is delivered directly to hubs
- 25 hubs, 118 spokes across regional health care coalitions
- Local public health directly receives vaccine

Locations of Hub and Spoke Facilities for COVID-19 Vaccine Distribution in Minnesota



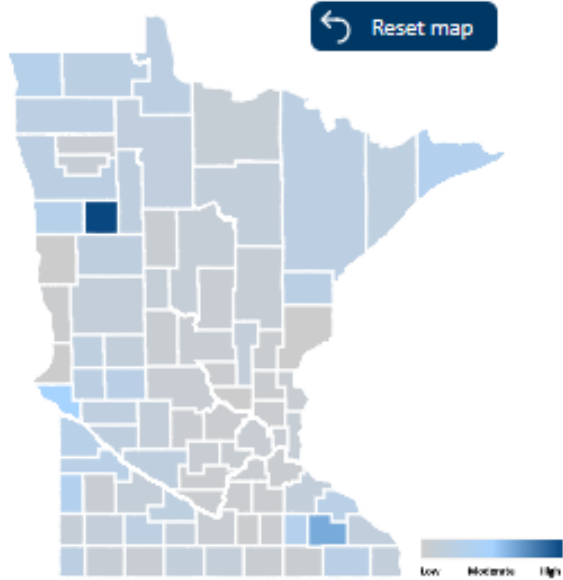
# Weekly Regional Allocation and Distribution Process

- State receives number of new doses available for the following week on Tuesday (usually)
- State calculates doses available to each region of the state and sends to regional health care coalitions for them to determine local distribution
- Based on distribution numbers from regional health care coalitions, state staff place an order with the CDC on number of doses to be sent to each location (Allowed to begin placing orders on Thursday)
- Shipping from vaccine distributor timeframe varies: Sunday - Friday
- Doses arrive at hub sites, distributed further to spoke locations as needed, time varies
- Cycle repeats

# Vaccine Dashboard



 **COVID-19 Vaccine Summary**

Summary | Who's Getting Vaccinated | Distribution | Vaccines Administered



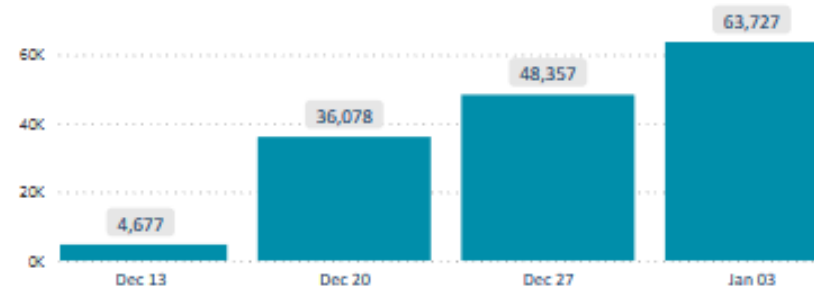
## Statewide Data

Click on a county to narrow results. Data reported as of 1/9/2021.

 People with at least one vaccine dose	144,503
 People with completed vaccine series	7,392

### Vaccine Doses Administered

- Weekly
- Daily



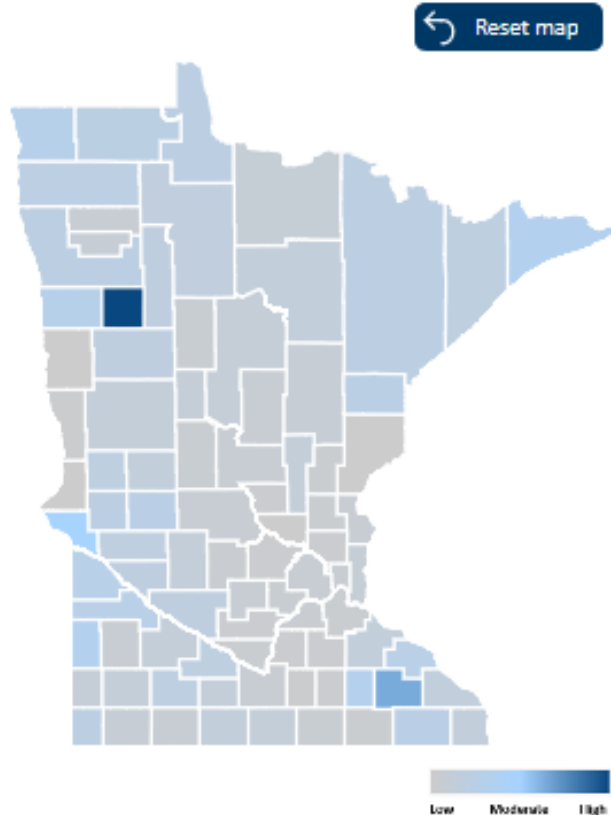
 Total doses promised from CDC <b>541,100</b>	 Doses shipped to Minnesota providers <b>329,450</b>	 Doses shipped for CDC long-term care vaccination program <b>100,500</b>	 Percentage of doses used <b>35.6%</b>
----------------------------------------------------------------------------------------------------------------------------------------	------------------------------------------------------------------------------------------------------------------------------------------------	---------------------------------------------------------------------------------------------------------------------------------------------------------------------	-----------------------------------------------------------------------------------------------------------------------------------

This section updated weekly: last update: 1/11/2021

# Vaccine Dashboard


Who's getting vaccinated
Summary
Who's Getting Vaccinated
Distribution
Vaccines Administered

County-level data represents percent of the county population who have at least one dose of a vaccine.



## Statewide Data

Click on a county to narrow results. Data reported as of 1/9/2021



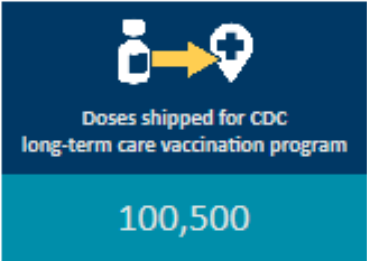
\*Population is state or county based on selection.

Age group	% People with at least one vaccine dose	
16-17	0.1%	144
18-49	58.1%	83,947
50-64	28.6%	41,319
65+	13.2%	19,089
Unknown/Missing	0.0%	4

Gender	% People with at least one vaccine dose	
Female	68.4%	98,878
Male	30.5%	44,078
Other	0.0%	4
Unknown/Missing	1.1%	1,543

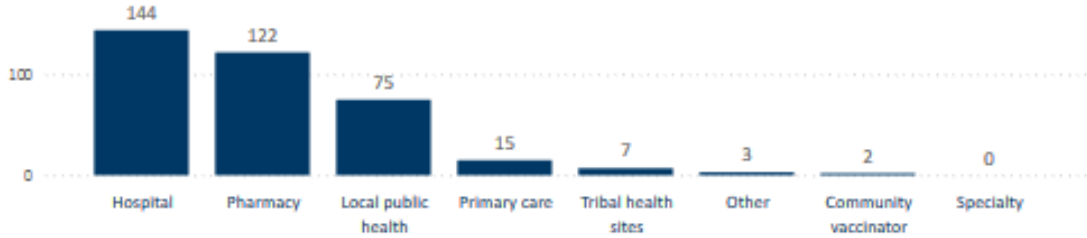
# Vaccine Dashboard

 **Distribution** Summary Who's Getting Vaccinated **Distribution** Vaccines Administered



Product	Doses shipped to Minnesota providers	Doses shipped for CDC long-term care vaccination program	Total
Moderna	70,100	100,500	170,600
Pfizer	259,350	0	259,350
<b>Total</b>	<b>329,450</b>	<b>100,500</b>	<b>429,950</b>

Total provider sites receiving vaccines  
**368**



This section updated weekly:  
last update **1/11/2021**


# Vaccine Dashboard

 **Vaccines Administered** Summary Who's Getting Vaccinated Distribution Vaccines Administered

Select Filter:

Provider type  
All

Vaccine product  
All

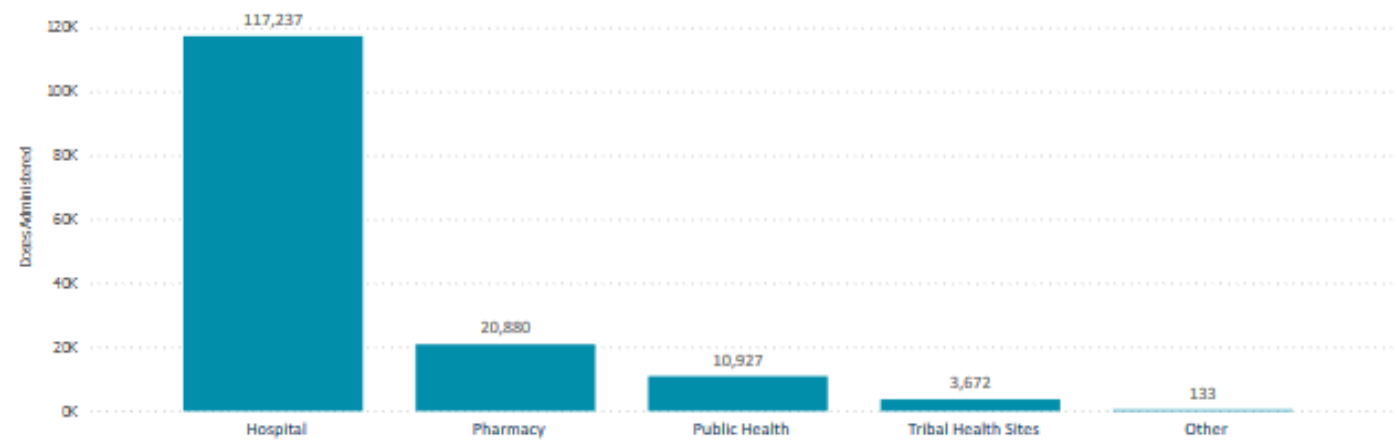
  
Total vaccine doses administered  
**152,849**

Vaccines through: 1/9/2021

Vaccines by Product

Product	% Doses Administered	Doses Administered
MODERNA	26.0%	39,678
PFIZER	74.0%	113,114
Unknown/missing	0.0%	57

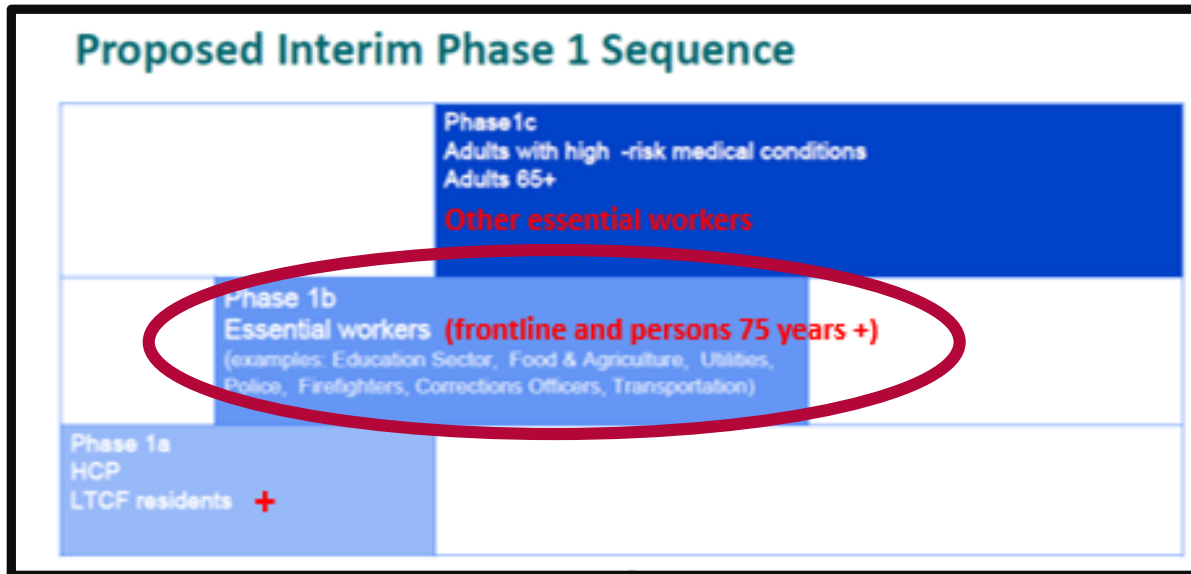
Vaccines Administered by Provider Type



Data reported as of: 1/9/2021



# What's Next



- ACIP voted on the Phase 1B prioritization on Dec. 20
- Minnesota's Vaccine Allocation Work Group met December 30 and met again Monday, January 11
- They are helping to identify sub-prioritization of 1B

# New Federal Guidance

- HHS announced updated vaccination guidance Tuesday, January 12 (yesterday)
- Details have not yet been communicated in writing to the states
- Changes to allocation would only take effect after two weeks

# Minnesota Population by the Numbers

- Tier 1A: Approximately 500,000 Minnesotans
- 65+: Approximately 918,125 Minnesotans
  - Population of persons 75+ is 388,125
  - Population of persons 65-74 is 530,000
- 18-64 with underlying health condition: Approximately 1,334,696
  - Estimated that 40% of US population has an underlying health condition
  - Population of persons 18-64 is 3,336,741

# Additional Vaccines on the Horizon

- Johnson & Johnson (Janssen)
  - Single dose
  - Preliminary phase 3 results expected in January
  - Possible approval in February if shown effective
- University of Oxford-AstraZeneca
  - 2 doses, 28 days apart
  - Status: Phase 3 clinical trial

# Challenges and Uncertainties

- Health care workers choose when to get vaccine, need to stagger doses, etc. impacts pace of doses administered
- Program serving majority of long term care facilities run/oversight by federal government, limited view into it
- Future supply projections
- Complexity at the local level: Priority to not waste doses leads to some variation
- Continuing to learn about vaccine hesitancy