

CARING FOR MINNESOTA'S MEDICAID POPULATION

Hennepin Healthcare serves Minnesotans from across the state through our integrated system of care, which includes Hennepin County Medical Center (HCMC) acute care hospital, a nationally recognized Level 1 Adult and Pediatric Trauma Center, as well as a clinic system with primary care clinics across Hennepin County. We train nearly half of the doctoral residents in the state as well as other medical professionals, host a leading research institute, the Minnesota Poison Center, a burn center and many more community services.


Hennepin Healthcare vs National comparison



Nationally, Hennepin Healthcare ranks 5th in highest Medicaid revenue in teaching hospitals.



Yet 51st out of 64 in commercial payer compensation to cover for low Medicaid reimbursements.



The national median Medicaid revenue for teaching hospitals is 21%. Hennepin Healthcare's Medicaid revenue is more than double the national median.

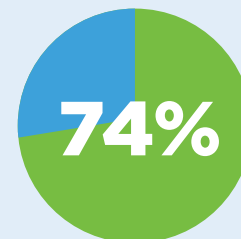
Hennepin Healthcare vs State comparison



1st in Medicaid volume in Minnesota



45% of Medical revenue comes from Medicaid



74% of revenue comes from Minnesota Public Health Care Programs

2021 Request: Liebling HF 1609 / Benson SF 1372 The Minnesota legislature authorizes the Department of Human Services to access an existing supplemental federal revenue source called Medicaid Directed Payments. These payments are already used in many states to alleviate financial strain on safety-net health systems. This authorization should result in **no net cost to the state.**

Our health system receives supplemental federal payments based on the volume of Medicaid fee for service patients served. However, some of these payments are set to expire and others are shrinking to levels not sustainable within the current reimbursement structure that relies on commercial insurance reimbursement to cover lower Medicaid reimbursements.

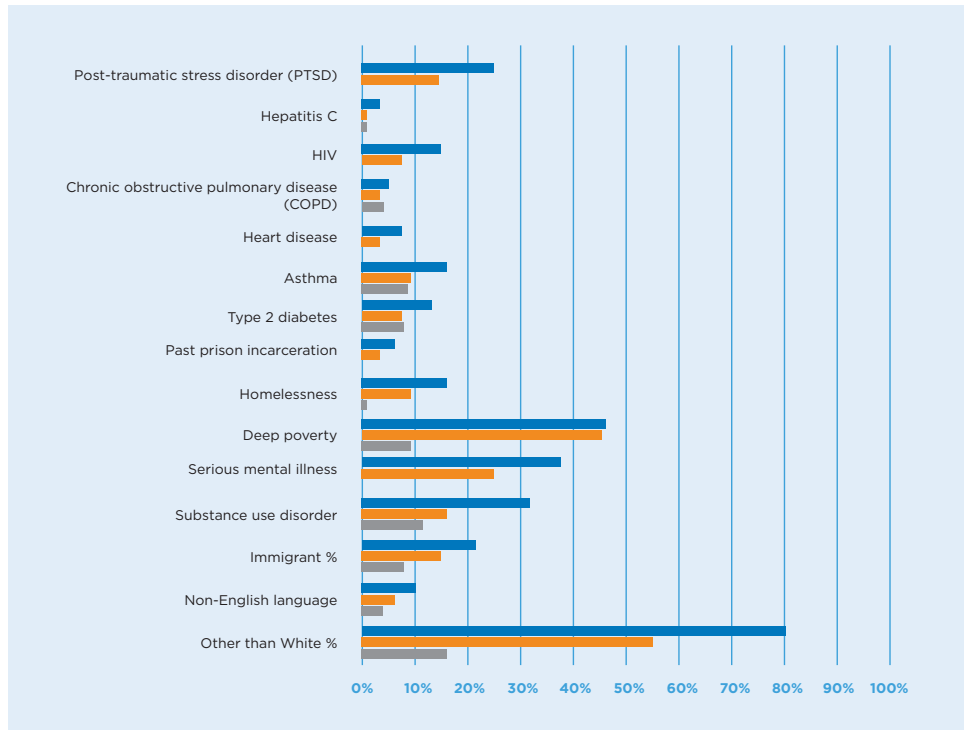
Hennepin Healthcare vs MN Medicaid Demographic Comparison

Based on Integrated Health Partnership adults, 22,000 Minnesotans

Hennepin Healthcare sees more medically and socially complex Medicaid patients.

Graph key:

- Hennepin Healthcare
- Minnesota Medicaid
- Minnesota



Hennepin Healthcare Advocacy and Public Policy staff:

Susie Emmert | Hennepin Healthcare System | 651-278-5422 c | susie.emmert@hcmcd.org
 Tara Erickson | TGE Consulting | 612-280-8998 c | tara@tgeconsultingmn.com

Sources:

Alliance of Independent Academic Medical Centers, Council of Teaching Hospitals and Health Systems, Survey of Hospital operations and Financial Performance, 2018

- Minnesota Hospital Association
- U.S. Census Bureau QuickFacts: Minnesota
- HIV/AIDS Statistics - 2019 - Minnesota Dept. of Health (state.mn.us)
- Population-Level Indicators for Monitoring the Picture of Diabetes in Minnesota (state.mn.us)
- Asthma Quick Facts -Minnesota Department of Health (state.mn.us)
- Chronic Hepatitis C Infection Statistics - Minnesota Dept. of Health (state.mn.us)
- Health | MN Compass

<http://mnhomeless.org/minnesota-homeless-study/homelessness-in-minnesota.php>
<https://telegenue.com/limited-english-proficiency-lep-populations-by-u-s-state/>
<https://www.samhsa.gov/data/sites/default/files/NSDUHMetroBriefReports/NSDUH-MetroBriefReports/NSDUH-Metro-Minneapolis.pdf>

1. 2016 LEP Minnesota (240,113)
2. 2019 ACS--8.4% foreign born
3. SAMSHA report
4. Wilder 2018: 50,000 over a year
5. the MA data only reflects some incarcerations. No statewide comparison