


**Minnesota House
Energy Finance and
Policy Division**

April 27, 2010



2007 U.S. Ranked Electricity Prices

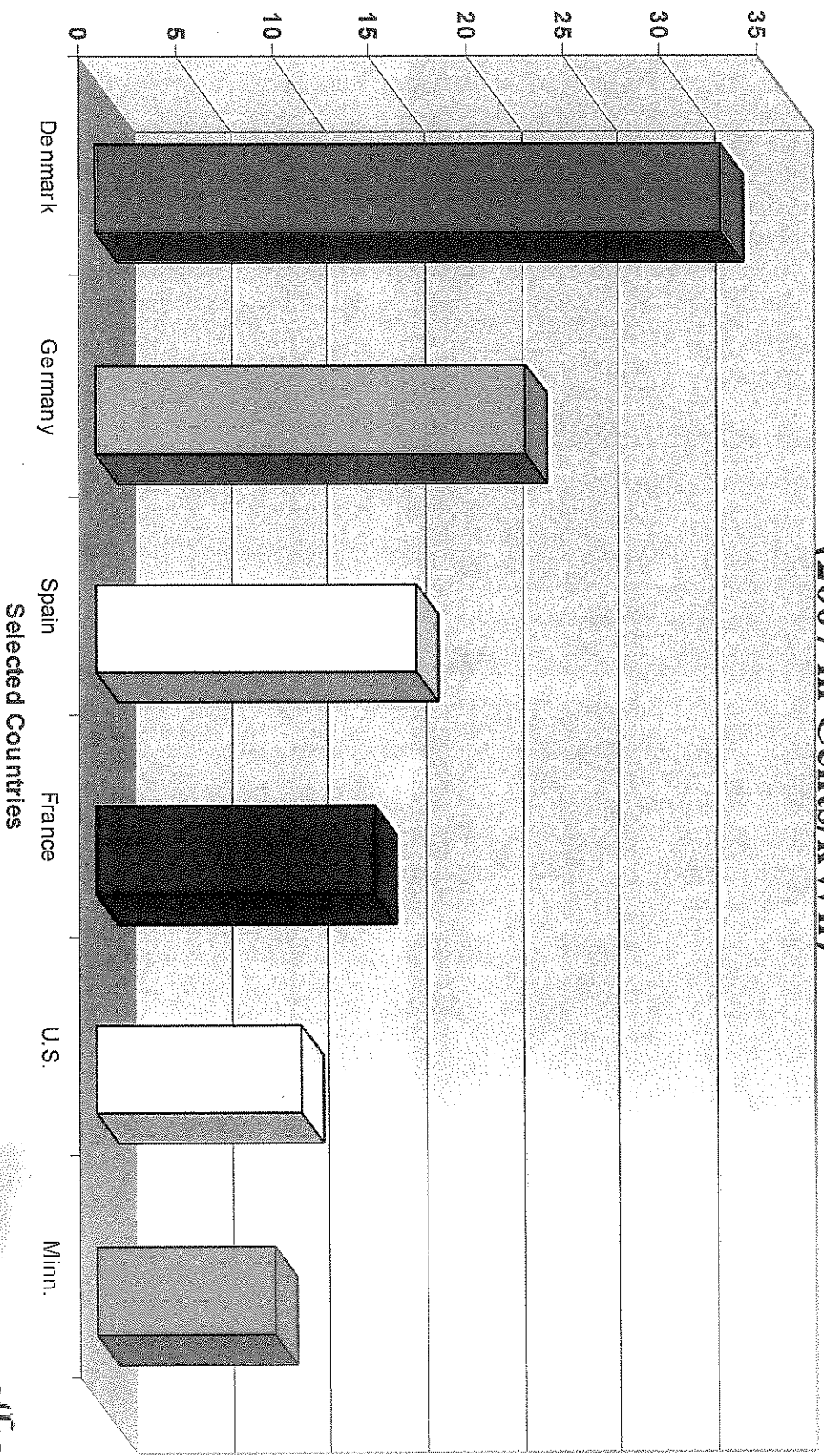
State		Residential Price (Cents per kilowattho hr)	State		Commercial Price (Cents per kilowattho hr)	State		Industrial Price (Cents per kilowattho hr)
1	ID	6.36	1	ID	5.14	1	ID	3.87
2	WV	6.73	2	WV	5.85	2	WV	3.95
3	VA	7.26	3	WY	6.25	3	WY	4.10
4	ND	7.30	4	MO	6.34	4	KY	4.47
5	KY	7.34	5	VA	6.38	5	UT	4.52
6	NE	7.59	6	NE	6.39	6	WA	4.57
7	MO	7.69	7	UT	6.54	7	IA	4.74
8	WY	7.75	8	VA	6.55	8	MO	4.76
9	TN	7.84	9	ND	6.58	9	NE	4.78
10	SD	8.07	10	SD	6.61	10	SC	4.83
11	UT	8.15	11	KY	6.76	11	IN	4.89
12	KS	8.19	12	KS	6.83	12	OR	5.06
13	OR	8.19	13	AR	6.91	13	VA	5.07
14	IN	8.26	14	OR	7.11	14	SD	5.09
15	OK	8.58	15	OR	7.20	15	KS	5.13
16	AR	8.73	16	IN	7.29	16	MT	5.16
17	VA	8.74	17	OK	7.33	17	TN	5.19
18	MT	8.77	18	NC	7.43	18	ND	5.24
19	GA	9.10	19	WV	7.48	19	AR	5.25
20	NM	9.12	20	CO	7.62	20	AL	5.27
21	MIN	9.18	21	NM	7.66	21	OK	5.41
22	SC	9.19	22	SC	7.74	22	NC	5.47
23	CO	9.25	23	GA	8.07	23	GA	5.53
24	AL	9.32	24	TN	8.09	24	NM	5.60
25	MS	9.36	25	MT	8.10	25	MN	5.69
26	LA	9.37	26	AZ	8.27	26	MS	5.75
27	NC	9.40	27	IL	8.57	27	OH	5.76
28	IA	9.45	28	OH	8.67	28	CO	5.97
29	OH	9.57	29	AL	8.70	29	AZ	6.05
30	AZ	9.66	30	WI	8.71	30	WI	6.16
31	IL	10.12	31	MI	8.77	31	MI	6.47
32	MI	10.21	32	MS	8.92	32	IL	6.61
33	WI	10.87	33	LA	9.13	33	LA	6.77
34	PA	10.95	34	PA	9.20	34	PA	6.87
35	DC	11.18	35	FL	9.75	35	FL	7.76
36	FL	11.22	36	TX	9.87	36	TX	7.79
37	NV	11.82	37	NV	10.09	37	NV	8.28
38	TX	11.89	38	DE	11.21	38	NY	8.71
39	MD	12.34	39	MD	11.58	39	VT	8.92
40	DE	13.16	40	DC	12.01	40	DE	8.93
41	RI	14.05	41	AK	12.19	41	DC	9.32
42	NJ	14.14	42	VT	12.29	42	MD	9.41
43	VT	14.15	43	RI	12.67	43	CA	9.98
44	CA	14.42	44	GA	12.82	44	NJ	10.08
45	NH	14.88	45	ME	12.94	45	RI	12.04
46	AK	15.18	46	NJ	12.99	46	NH	12.27
47	MA	16.23	47	NH	13.91	47	AK	12.63
48	ME	16.52	48	MA	15.20	48	CT	12.93
49	NY	17.10	49	NY	15.39	49	MA	13.03
50	CT	19.11	50	HI	21.91	50	ME	14.11
51	HI	24.12	51	US	9.65	51	HI	18.31
	US	10.65		US	9.65		US	6.35

Source: http://www.eia.doe.gov/eneaf/electricity/epa_sprdshts.html




International Electricity Prices Residential Customers

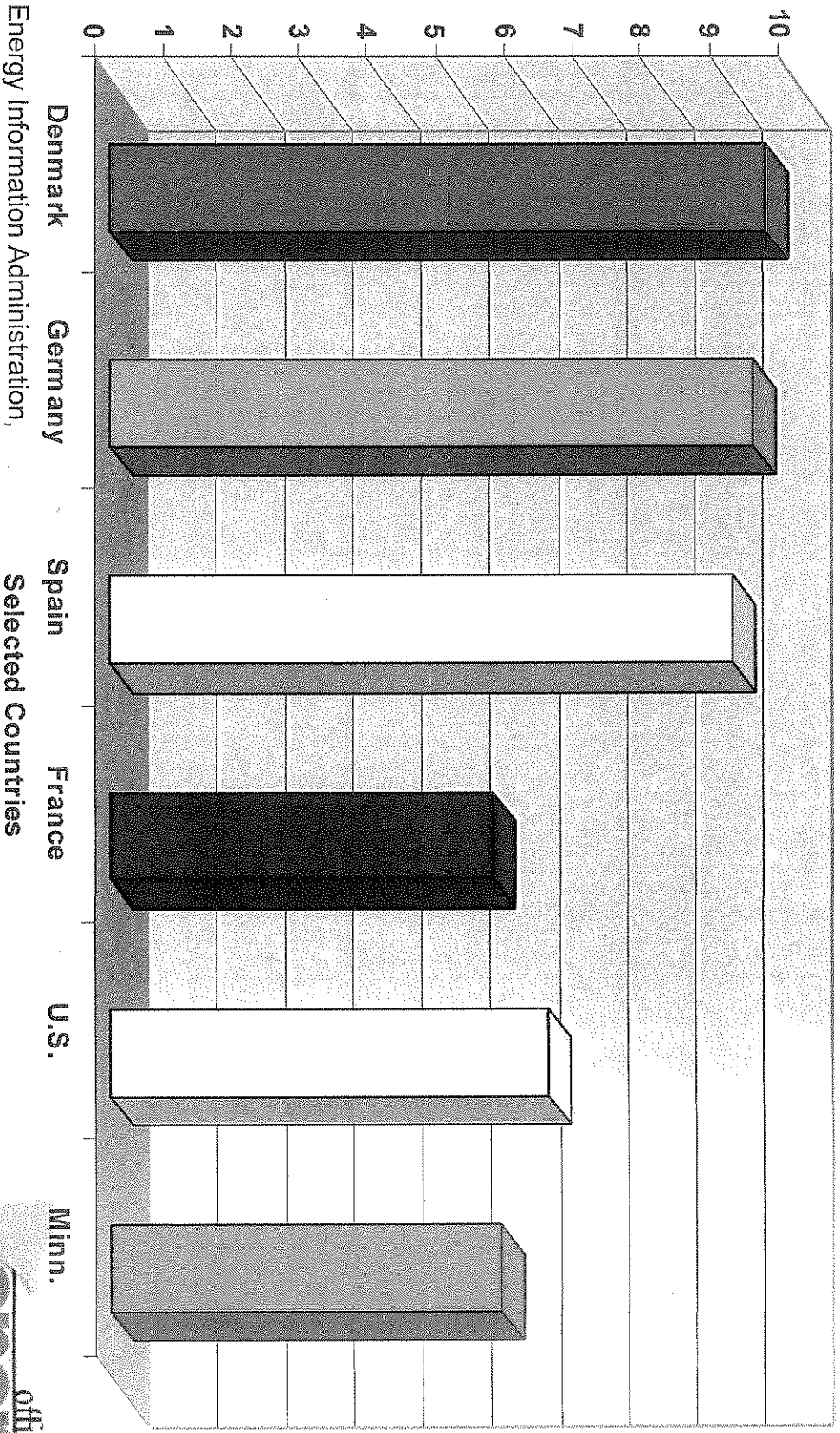
(2007 in Cents/kWh)



Source: Energy Information Administration.
Danish, German and Spanish data from 2006.



International Electricity Prices Industrial Customers (2007 Cents/kWh)



Source: Energy Information Administration,
August 2008. Denmark Data from 2004,
German, Spanish data from 2006.

Articles of Interest

- **A:** *Der Spiegel*, April 22, 2010. German Federal Government plans to reduce feed-in-tariff subsidies to solar industry. [http://www.spiegel.de/international/germany/0.1518.690297.00.html](http://www.spiegel.de/international/germany/0,1518,690297,00.html)
- **B:** *Bloomberg*, April 23, 2010. Windmill Boom Curbs Electric Power Prices for RWE. <http://www.bloomberg.com/apps/news?pid=newsarchive&sid=aGDZMpv5Y9Vo#>
- **C:** *Wall Street Journal*, September 8, 2009. Spain's Solar-Power Collapse Dims Subsidy Model. <http://online.wsj.com/article/SB125193815050081615.html#printMode>
- **D:** *Reuters*, April 22, 2010. Spain renewables industry fears subsidy cuts. <http://www.reuters.com/assets/print?aid=USTR663L3O720100422>