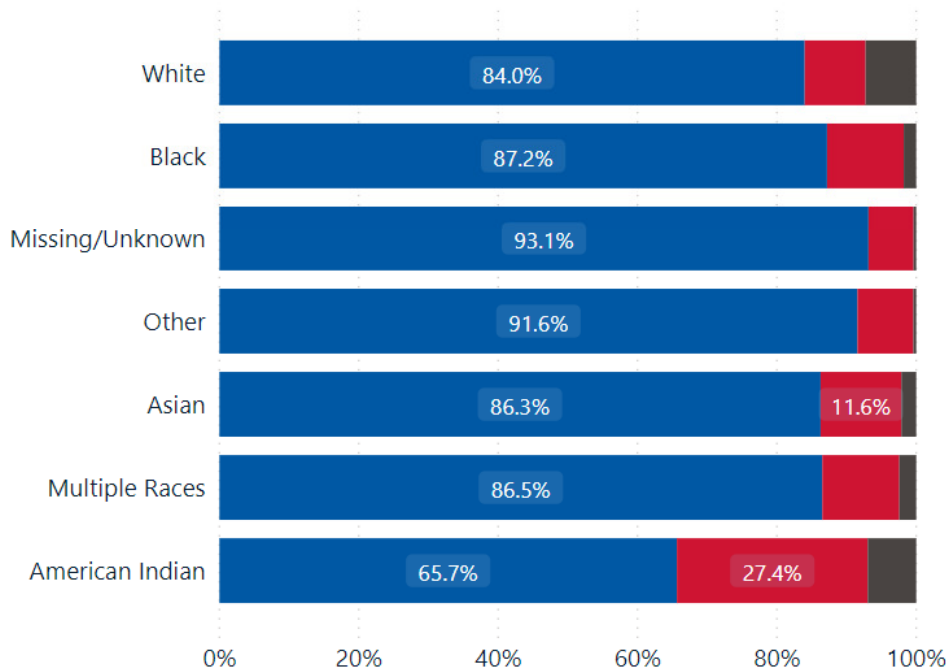


Monitoring outcomes by race and ethnicity in Hennepin County

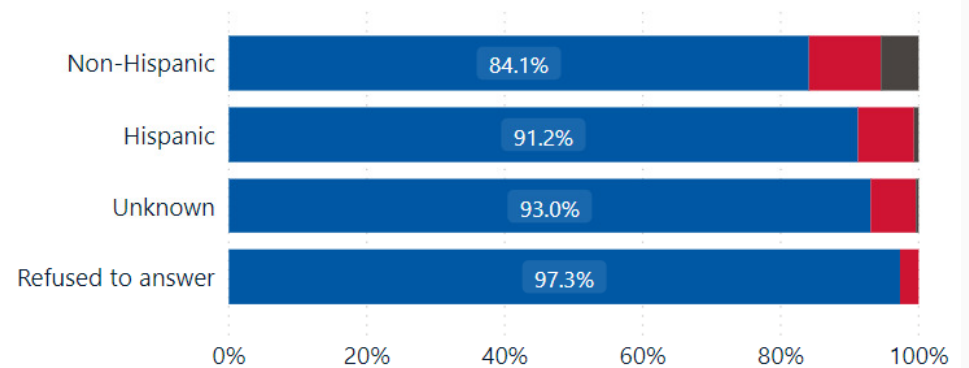
Proportion of confirmed cases across three outcomes*
(non-hospitalization, hospitalization, death) in Hennepin County

● Non-hospitalized cases ● Hospitalized cases ● Case fatalities



Proportion of confirmed cases across three outcomes*
(non-hospitalization, hospitalization, death) in Hennepin County

● Non-hospitalized cases ● Hospitalized cases ● Case fatalities



Confirmed case data are from the Minnesota Department of Health (MDH) as of 9/3/2020.

***As many cases are still active, these outcomes are as of the last day data were updated and should be expected to change over time.** Each case is defined by its most extreme outcome (e.g. if a case was hospitalized and resulted in death, it will only be included in the case fatality state). These rates should not be viewed as the final mortality rate or hospitalization rate of COVID-19; they provide ongoing monitoring of the situation as of the last date updated. Only racial groups with 30 or more total cases are included in this analysis. Pending cases are excluded as are cases where the person refused to provide race or ethnicity information.

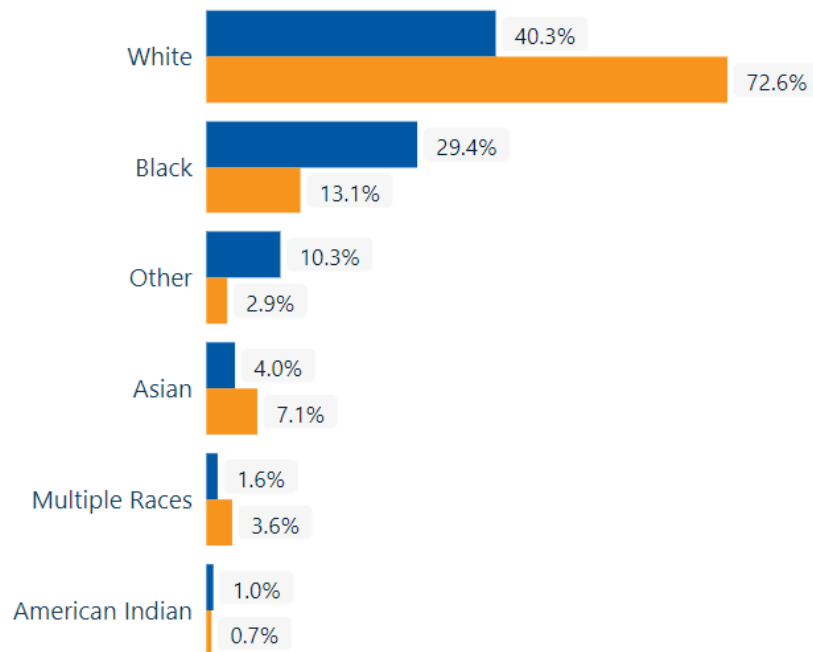
All data are preliminary and may change as cases are investigated. **Database changes implemented on 7/20 by MDH may cause some reporting irregularities. Please check back for



Demographics of confirmed cases in Hennepin County

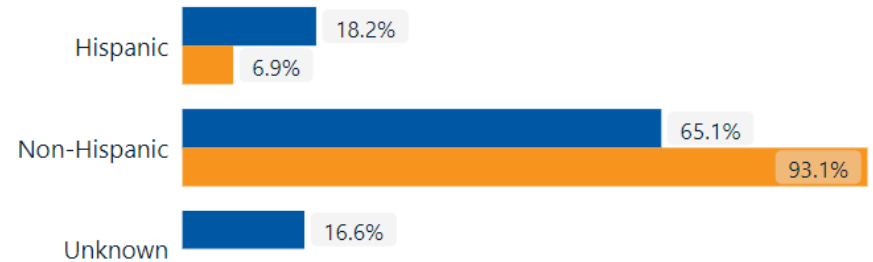
Percent of confirmed cases by race

● Percent of confirmed cases ● Estimated percent of county population



Percent of confirmed cases by ethnicity

● Percent of confirmed cases ● Estimated percent of county population



Confirmed case data are from the Minnesota Department of Health (MDH) as of 9/3/2020.

All data are preliminary and may change as cases are investigated and information is updated. As not all suspected cases of COVID-19 are tested, these data are not representative of the total number of people who have or have had COVID-19 in Hennepin County. Only racial groups with 30 or more cases are included in this analysis.

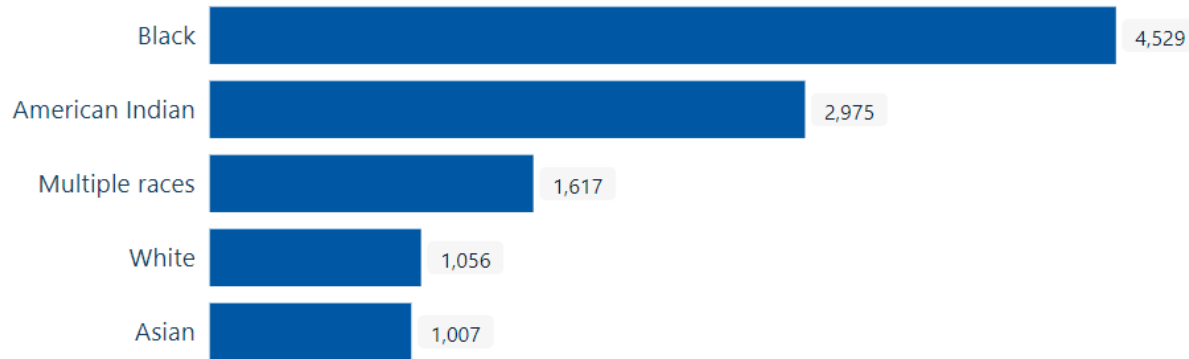
**Database changes implemented on 7/20 by MDH may cause some reporting irregularities. Please check back for updates as these get resolved.

Population estimates are from the American Community Survey (ACS) 2018 5-year estimates.

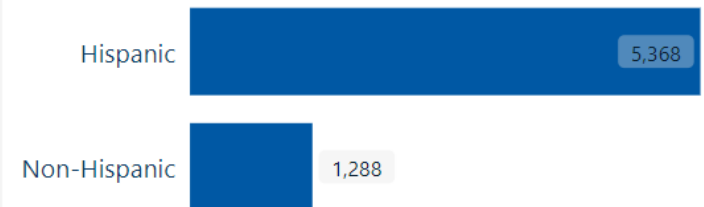


Age-adjusted Rates by Race & Ethnicity

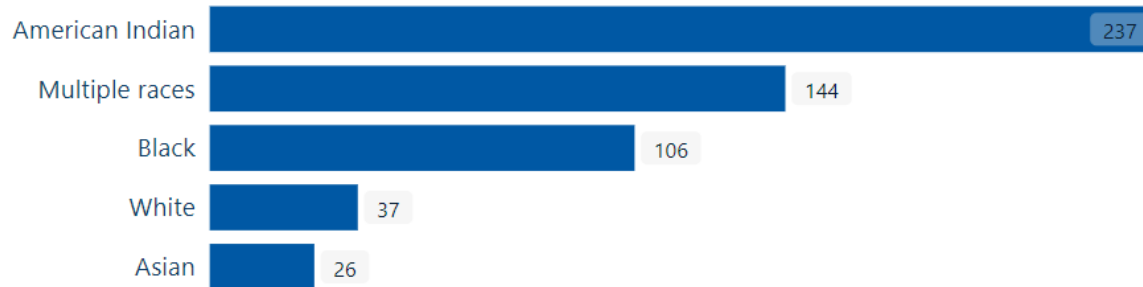
COVID Cases per 100,000



COVID Cases per 100,000



COVID Deaths per 100,000



COVID Deaths per 100,000



COVID-19 reports: Case characteristics

****Age-adjusted rates show the impact of COVID if each race/ethnicity had the same age distribution as the county as a whole.**

Characteristics of cases in Hennepin County

Total confirmed cases

23,569

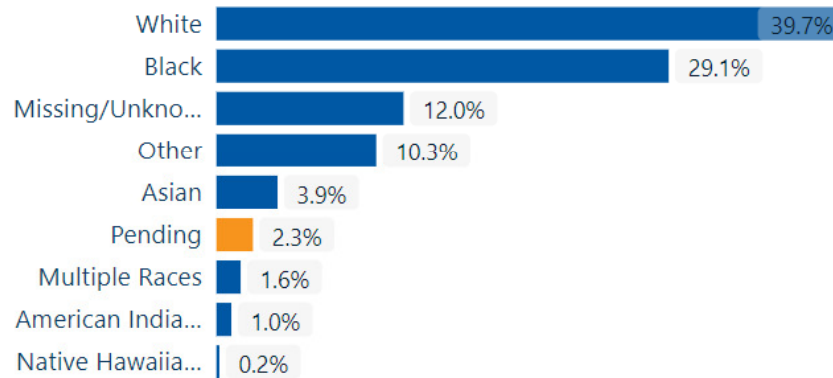
Total hospitalized

2,592

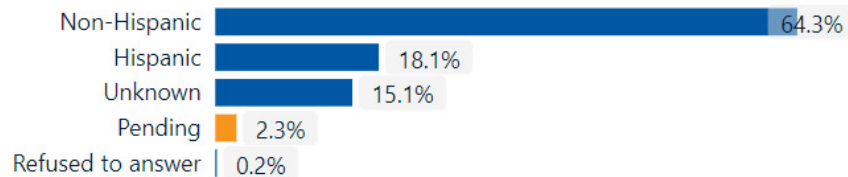
Total deaths

885

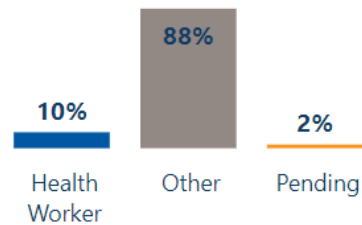
Confirmed cases by race



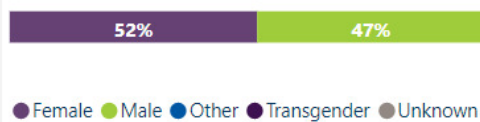
Confirmed cases by ethnicity



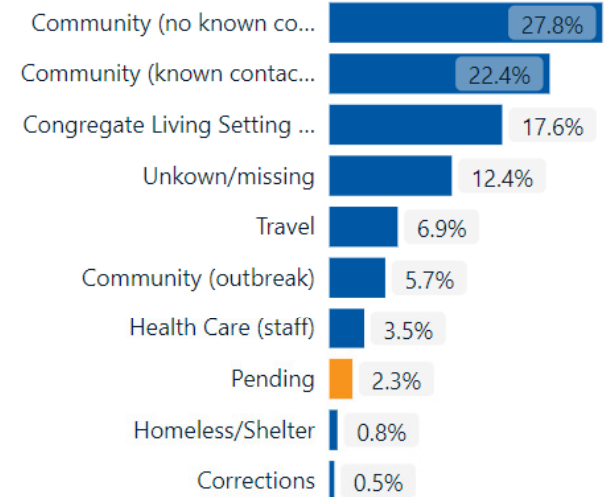
Confirmed cases who are health care workers



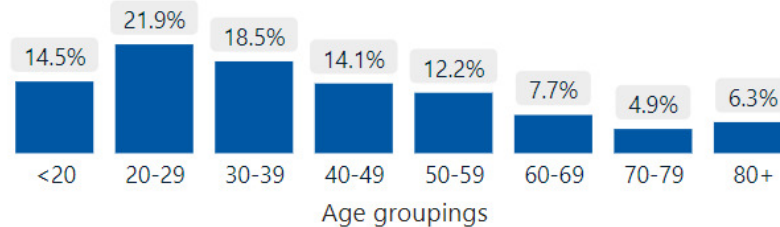
Confirmed cases by gender



Confirmed cases by likely exposure



Confirmed cases by age



Median age of confirmed cases

37



14-day Case Rate - Cities

14-day Case Rate by City

