


FAMILY CHILD CARE PROVIDER EXPERIENCE

Most family child care providers participating in Parent Aware report a good experience. 

92% reported a positive experience in Parent Aware.

96% receiving Parent Aware Grants reported they were extremely helpful.

97% found Parent Aware Quality Coaches to be helpful.

 **Family child care providers are staying in Parent Aware, and are less likely to leave the business than those not participating.¹**

In 2018, **70%** of family child care providers stayed in the program and received a Re-Rating.²

In 2017, family child care providers **not participating in Parent Aware** had a closure rate **twice that** of participating providers.³

Family child care providers all across the state are joining Parent Aware.² 

As of December 2018, **58%** of all Rated family child care providers are located in Greater Minnesota.

85 of Minnesota's 87 counties have one or more Rated family child care providers, or a provider in the process of earning a Rating.

In **60 counties**, at least **10%** of providers have a Rating.

In **23 counties**, at least **20%** of providers have a Rating.

In **9 counties** (all in Greater Minnesota), at least **30%** of providers have a Rating.


 ***I was a little skeptical if the changes would make much of a difference in my program and am now confident that they make a big difference.*** 

Family child care provider comment,
Provider Perception Study 2018, Child Trends, Inc.

PARENT AWARE GRANTS AND COACHING

More quality grant funds are provided to family child care providers.²


Family child care providers received **85%** of quality grant funds in 2018.



Program Type	Percent Received	Grant Funds
Family Child Care	85%	\$1,980,500
Child Care Center	15%	\$351,500

More Quality Coaching hours are used by family child care providers.

Coaching is available to help programs earn the Star Level goal of their choice. In 2018, family child care received **66%** of the 21,030 hours of Quality Coaching hours provided.



Program Type	Percent of Hours Received	Number of Hours Received
Family Child Care	66%	13,921
Child Care Center	34%	7,109

“My Quality Coach has been awesome, and very helpful when I have questions or need information. The grants have been a huge help in my program!”

Family child care provider comment,
Provider Perception Study 2018, Child Trends, Inc.

Family child care providers are earning the Rating they want, and are moving up Star Levels at their own pace.²

Family child care providers are achieving their Star Level goal at a higher rate than child care centers. Family child care providers with lower Star Ratings are moving to higher Ratings faster.

96% of family child care providers achieved or exceeded their Star Level goal, compared to **93%** of child care centers (2018).

¹ Child Trends, Inc., Provider Perception Study 2018

² Data is from Minnesota Department of Human Services.

³ Think Small. Pathways to Quality: Licensed Family Child Care Post-Closure Survey Results. 2017.